

5kW_{60Hz} 4kVA_{50Hz}

norpro[®]

A Global Power Solutions Company


NavigatorSeries
Marine Generator

12/5/08

5NY

Standby Rating 60Hz: 5kW

Prime Rating 60Hz: 4.5kW



Standard Features

- Analog 200 Remote Control Panel
- 10' Extension Harness
- Aqua Shield™ Patented Exhaust Manifold Cover
- Marine Grade Epoxy Paint (Ultra White - Std.)
- Oil Drain Kit (valve type w/safety lock)
- Washable Long-Life Air Filter
- Buddy Box (spare parts kit)
- ABS Molded Belt Guard
- Coolant Overflow Bottle
- Rubber Isolation Mounts
- Heat Exchanger Cooling
- Stainless Steel Drip Pan
- Single Lifting Point
- Hand Built in the USA
- Prototype and Production Tested
- Meets or Exceeds Tier 2 Nonroad Emissions Regulations
- 5 Year 5,000 Hour Warranty

Philosophy at Norpro

- Build a reliable product for the harshest of operating environments.
- Supply a product which is simple to operate and easy to maintain
- Use the best technology and materials available
- Provide the best value in the industry

More For Your Money

Norpro has been a leader in generator technology since we began operations in 1986. We strive to provide the best in terms of durability, performance, and value in the generator market. Using only world-class engines and components, we hand build the highest quality generators possible. By using high grade materials including, epoxy paint, stainless hardware, and powder coat, you can rest assured your generator will look good for many years to come. Our sound shields were developed using input from the aerospace industry. The results speak quietly on their own with sound canceling effects decreasing noise on average by 50%. We are very committed and proud of our product which is why we offer one of the most extensive warranties available. With the support of an experienced warranty representative, and a multi-million dollar inventory, all your generator needs are just a phone call away. Sales and services are handled by factory trained distributors and dealers reaching across the country and around the world. Everything is done to help us meet your needs and exceed your expectations.

Analog 200 Control Panel

- Three gauge panel
- Water temperature, oil pressure, battery voltage
- Hour meter and preheat
- Ten second oil pressure bypass timer
- Emergency shutdowns for high water temp and low oil pressure
- 12-volt breaker protection
- 6.75" x 5.5" x .1875" (L x H x D)
- Black over white ABS faceplate



Complete details

also available on our

website.

Please visit:

www.4norpro.com

Engine Specifications	60Hz	50Hz
Manufacturer	Yanmar	
Engine model	2TNE68	
Cylinder arrangement	2 in-line 4-cycle	
Displacement, cu.in. (cc)	34.78 (569.9)	
Bore and stroke, (in.)	2.76 x 2.91	
Compression ratio	23.5:1	
Rated rpm	1800	1500
Max power at rated rpm (bhp)	6.7	5.6
Cylinder head material	Cast Iron	
Block material	Cast Iron	
Governor type	Mechanical	
Frequency regulation	3-5%	
Air cleaner type	Replaceable Element	

Engine Electrical System

Ignition system	Electric
Starter system voltage (DC)	12V
Battery recommendation (CCA)	500
Battery voltage (DC)	12V
Starter kW	1

Generator Specifications

Manufacturer	SKG	
Type	4 Pole	
Exciter type	Brushless	
Leads: Quantity	4	
Voltage regulator	AVR	
Insulation material	H type	
Temperature rise	105° C	
Bearing type	Sealed	
Coupling	Direct Bolt-up	
Voltage regulation	1%	
Phase type	1	
Power factor	1.0	
Power rating kW (kVA)	5 (5)	4 (4)
Mainline breaker (amps) optional	15	15

Generator Ratings

Amps @ 120	41.6	32
Amps @ 240	20.8	16

Lubrication System

Type	Full Pressure	
Engine oil capacity w/filter, qt.(L)	1.8 (1.7)	
Oil filter type	Spin-on	

Fuel System	60Hz	50Hz
Fuel shutoff solenoid	Electric	
Fuel pump	Electric	
Fuel pump priming	Mechanical	
Fuel type	#2 Diesel	
Fuel pump lift, ft (m)	3.28 (1)	
Fuel line supply	5/16	
Fuel line return	5/16	

Cooling System

Manifold	Water Jacketed	
Engine coolant capacity (qts)	0.634	
Heat exchanger type	2" 2 Pass Cupronickel	
Raw water pump inlet	5/8	
Raw water pump type	Belt Driven	
Sea water pump flow rate	8gpm	
Water pump type	Centrifugal	
Fan diameter (in.)*	9.5	
Fan & Alternator (hp)*	.5	
Fan type*	5 Blade Pusher	
Fan rotation (from front of engine)	Clockwise	

* Used only on sound shield models

Air Requirements

Engine combustion air intake (cfm)	15
Generator end cooling (cfm)	220
Sound shield air space, in. (cm)	4 (10.1)

Exhaust System

Exhaust type	Water Cooled
Max allowable back pressure (in.hg)	4.41
Exhaust outlet size, in.(cm)	2 (5)

Fuel Consumption

100% Load, gph (lph)	0.87 (3.3)	0.72 (2.75)
75% Load, gph (lph)	0.74 (2.8)	0.62 (2.33)
50% Load, gph (lph)	0.50 (1.9)	0.42 (1.58)

Sound Tables

dB(A) Without Sound Shield

Load	100%	75%	50%
3'	76	74	73
10'	71	70	68
21'	67	67	66

dB(A) With Sound Shield

Load	100%	75%	50%
3'			
10'			
21'			

Weights and Dimensions

	Length in. (cm)	Height in. (cm)	Width in. (cm)	Dry Weight lbs. (kg)	Wet Weight lbs. (kg)
Open Unit	25 (63.5)	21.0 (53.3)	17.0 (43.1)	300 (136)	310 (140.6)
Enclosed	30.5 (77.5)	23.0 (58.4)	20 (50.8)	355 (161)	365 (165.6)

OPTIONAL EQUIPMENT

Digitec 300 Controller

- Programmable microprocessor panel
- Engine start up with an automatic preheat system
- Digital display
 - water temperature
 - oil pressure
 - tamper proof hour meter
 - battery voltage
- Safety systems
 - automatic shutdown for low oil pressure
 - high water temperature
 - over speed
 - over frequency
- Three onboard replaceable 40AMP fuses for fuel, crank, and timer outputs
- 5.5" x 4.3" x 2.16" (L x H x D)
- Conform to 12V or 24V operations
- User friendly

Digitec 400 Controller

Includes all features on the Digitec 300

- Most vivid LCD screen available
- Automatic battery recharge
- Real time clock
- Eight digital programmable inputs
- Twenty-five programmable digital outputs
- Automatic shutdown for any discrepancy in:
 - current
 - speed
 - voltage
 - frequency
 - battery levels
- Password protected
- Fully programmable engine exerciser
- 100 event failure log
- Connection for six industry standard analog senders
- Sleep mode to conserve battery
- 5.47" x 4.45" x 2.56" (L x H x D)

Color Options

- Bonsai Blue
- Zodiac Blue
- Midnight Black
- Anthracite Gray
- Soft Silver

Remote Start Panel

- Starting and stopping capabilities from a remote location
- Start/Stop switch
- Unit hourmeter
- 3"H x 6"L ABS plate
- Includes "Y" harness

Dual Station Instrumentation

- Analog panel system
 - Full instrumentation at two locations
 - Start and stop capability

Enclosures


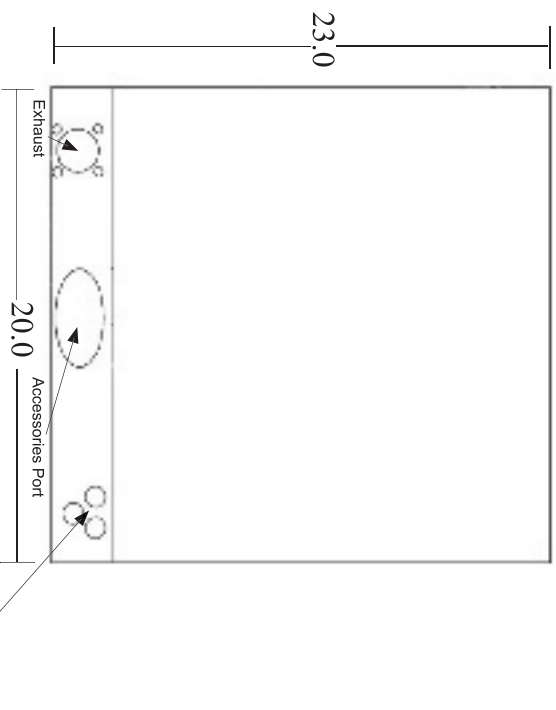
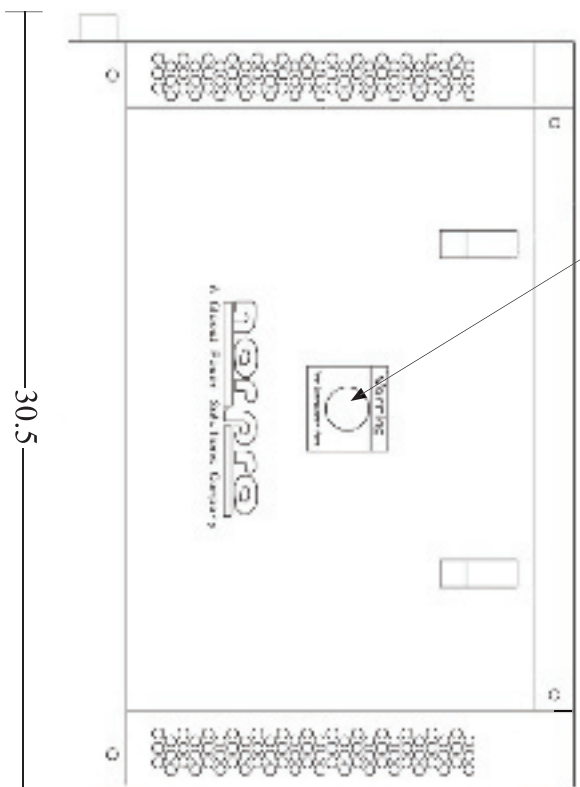
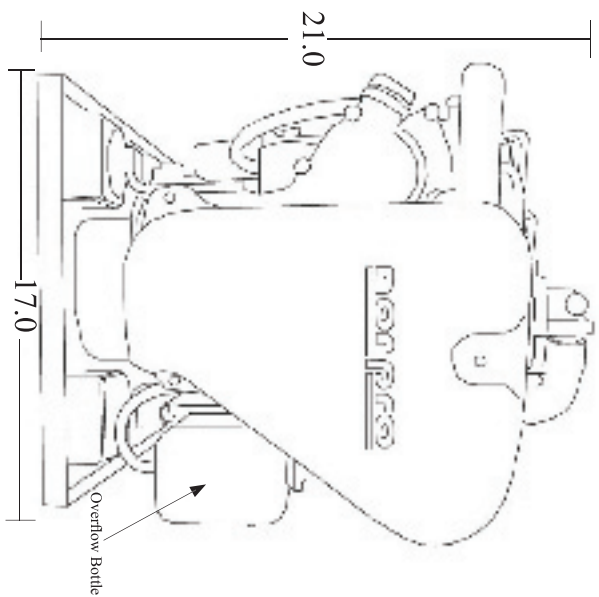
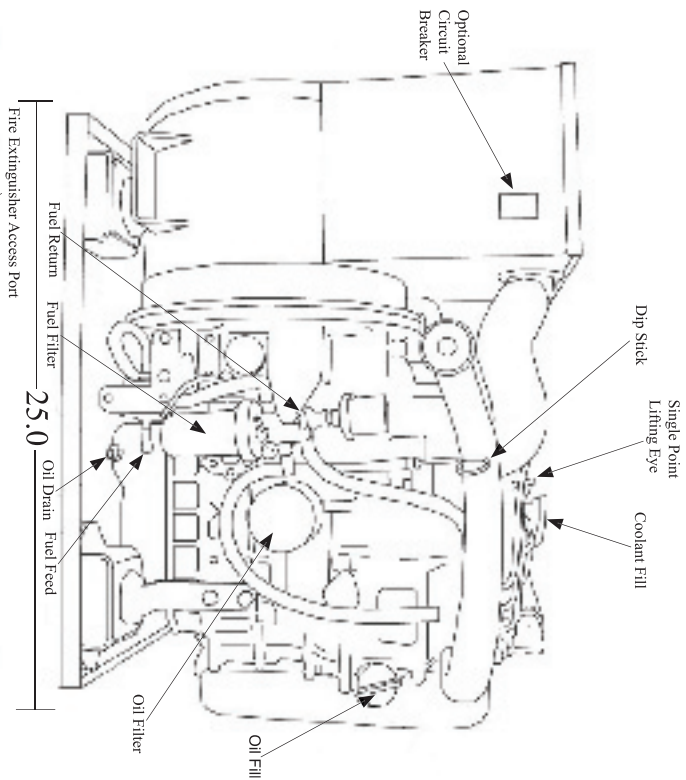
- Protects from the elements
- Decrease noise while maintaining airflow
- All aluminum
- 5052 .080 aluminum
- Powder coated to ensure a long lasting finish
- Complete teardown in minutes using only a # 2 philips screwdriver
- Doors come off/open via durable Southco latches
 - Sophisticated polyether foam adds further sound deadening on sound enclosures
- Foam is UL 94 HF1 listed for flammability testing

Remote Extension Cables

- Mount your panel virtually anywhere
- Eight or twelve pin rubber molded connectors
 - Extension harness, 5' (1.5 m)
 - Extension harness, 10' (3 m)
 - Extension harness, 20' (6 m)
 - Extension harness, 50' (15.2 m)

More Options

- Battery
- 24V kit
- Interlocking mounts
- Mainline breaker
- Inline style block heater
- Cartridge type air filter
- Electronic governing
- "Y" harness
- Siphon Break
- Auxillary Stackable Crank Pulley
- Oversized Raw Water Pump
- Exhaust Muffler



Plant address: 385 Town St. E. Haddam, CT 06423 Tel: (860) 873-0100
 Fax: (860) 873-0200 TOLL FREE 1-877-4NORPRO www.4norpro.com

Model - 5NY
Distributed by: